

Following these mounting instructions with the hardware included will be more than sufficient to support wall mounted installation.

Included Installation Hardware



x4 screw

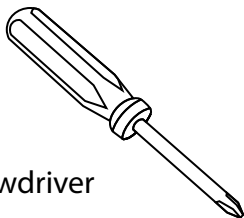


x4 wall anchor



x2 screw

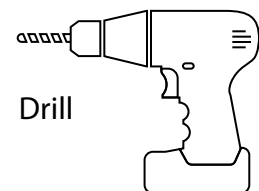
Tools You May Need




Screwdriver



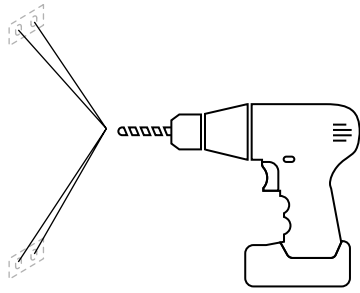
Level



Drill



Tape Measure

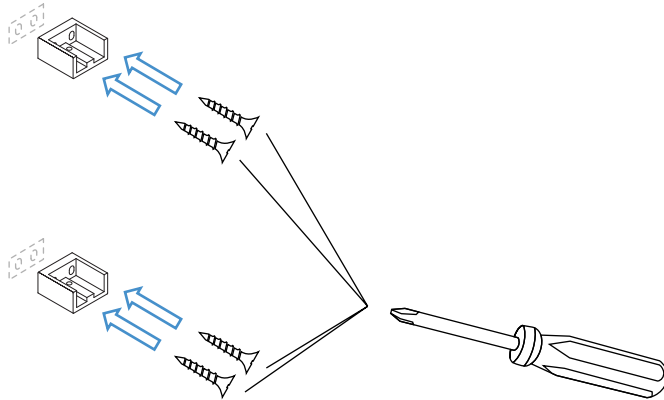
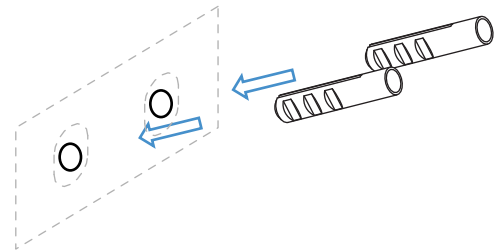


3. Drill Anchor Holes

Identify installation location. Mark mounting brackets on wall and drill holes the size of the anchors.

2. Install Anchors

Tap anchors into predrilled holes.



3. Mount Brackets

Mount brackets with screws.

4. Mount Towel Bar

Install towel bar over mounting bracket. Secure with screws.

