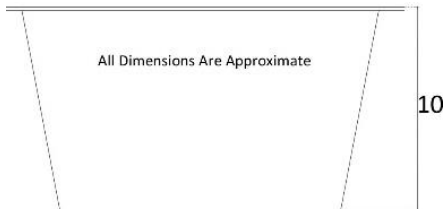
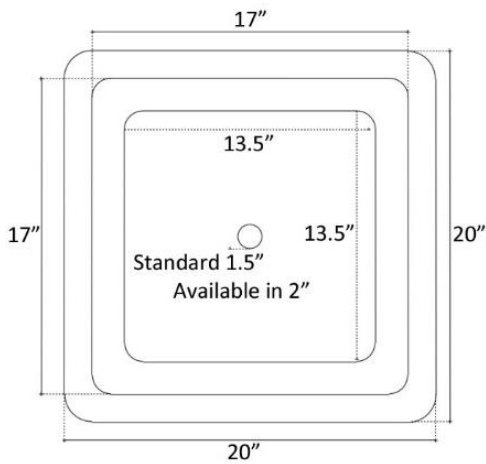


CS007-2

SMOOTH LARGE SQUARE



Shown in PB



DETAILS

Installation Type: Drop-In or Undermount

Materials: Copper, Stainless Steel, or Brass

Handcrafted Smooth Metal


Standard 2" Drain, No Overflow

Dimensions are approximate: OD: 20" x 20" x 10", ID: 17" x 17"


Each sink is hand-crafted; no two sinks will be the same

NOTE: Due to the handmade nature of the sink variations in the smooth metal may be visible.

AVAILABLE FINISHES

	SRG	Satin Rose Gold
	PRG	Polished Rose Gold
	SS	Satin Stainless Steel
	PS	Polished Stainless Steel
	UB	Satin Unlacquered Brass
	PB	Polished Unlacquered Brass

AVAILABLE DRAINS

	D001	2" Bar Drain
--	-------------	--------------

INSTALLATION

Drain should be installed first.

DROP-IN: Cut opening large enough for the sink to be "dropped in" to countertop.

UNDERMOUNT: Cuts in countertop are up to the discretion of the installer. Clips or other installation method must be provided by the fabricator/installer. Use 100% silicone to adhere sink to countertop. Clean any excess silicone from sink surface to avoid damaging the finish.

CARE

This sink has a living finish which will change with time and use. Use mild soap and water for everyday cleaning. Avoid any harsh abrasives, acidic cleaning products and antibacterial hand soap. A paste wax may be applied periodically to protect the finish and help with water spotting.

WARRANTY

Linkasink warrants our product to be free from manufacturing defect for the life of the product. Warranty does not cover improper care or abuse/neglect, or changes to the living finish.

DIMENSIONS WILL VARY

DO NOT use this sheet as a guide for countertop cuts. Due to the handmade nature of each product, templates are not provided.