

## SPECIFICATIONS

## Certifications/Qualifications

ADA Compliant	No <a href="http://www.kichler.com/warranty">www.kichler.com/warranty</a>
---------------	--

## Dimensions

Base Backplate	4.5" X 23.00"
Extension	7.10"
Weight	5.50 LBS
Height from center of Wall opening (Spec Sheet)	6.06"
Height	8.25"
Width	23.06"

## Light Source

Dimmable	Yes
Expected Life Span (Hours)	1000
Lamp Included	Not Included
Lamp Type	A
Light Source	Incandescent
Max or Nominal Watt	60.00
# of Bulbs/LED Modules	3
Socket Type	E26 (Medium)

## Mounting/Installation

Interior/Exterior	Interior
Lead Wire Length	6"
Location Rating	Damp

## FIXTURE ATTRIBUTES




## Housing

Diffuser Description	Clear Seeded
Primary Material	Steel
Shade Description	Glass Shade
Shade Dimensions	4" D X 5.9"

## Product/Ordering Information

SKU	37481
Finish	Brushed Nickel
Finish Code	AVI & DAG
Style	Transitional
UPC	737995374815

## Finish Options

-  Black
-  Brushed Nickel
-  Olde Bronze



## ALSO IN THIS FAMILY



37489



37490