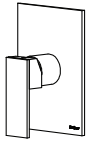
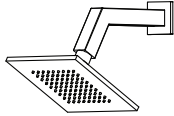


160.3050 | Single Output Shower W/ Shower Head & Arm



COMPONENTS

- HS1020 - 7" Shower Arm
- HSB.6S - 6" Shower Head
- 160.2201T - Shower Trim
- PBV.1005AS - Shower Valve

SHOWER VALVE:

- Pressure balance shower valve
- Valve includes service stops
- Lift handle to control volume
- Turn left for hot, right for cold.

SHOWER HEAD:

- Single function
- Solid brass construction
- 1.8 GPM flow rate

STANDARDS:

- ASME A112.18.1 / CSA B125.1

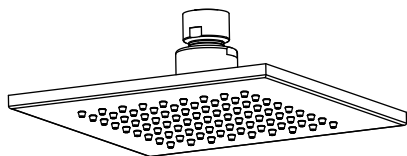
See individual component specification sheets on following pages for further details.



HSB.6S | 6" Brass Shower Head

SPECIFICATIONS:

- Solid Brass Shower Head
- Scrub rubber nozzles to easily clean water sediment
- 1.8 GPM Flow Rate
- 81 Nozzles
- Use with HS1020 Shower Arm



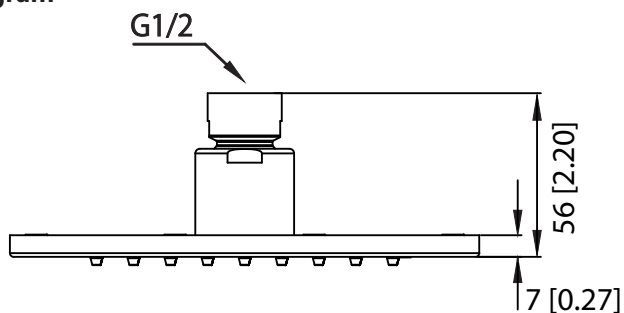
Legislation Compliance



ZeroDrip Technology

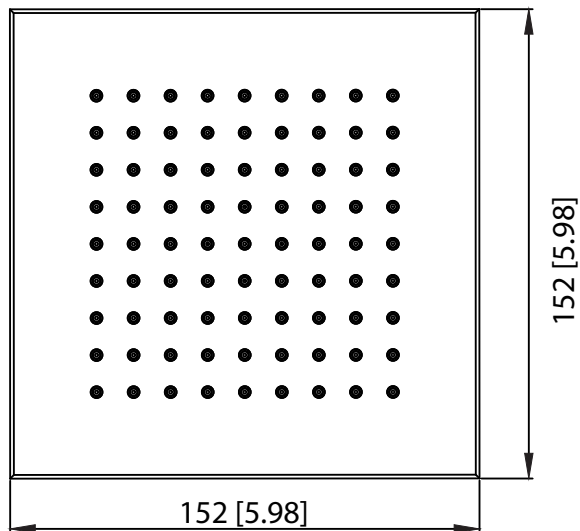
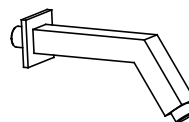


Technical Diagram



MATCHING SHOWER ARMS:

- 1) HS1020



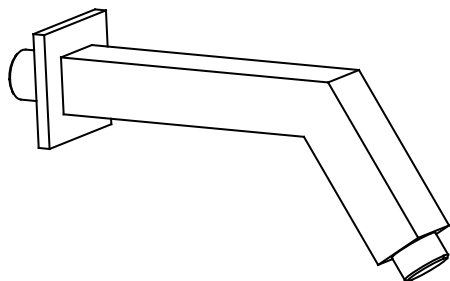
HS1020 | Square Shower Arm

SPECIFICATIONS:

- Solid Brass Shower Arm
- With Sliding Flange

FAST SHIP FINISHES :

- Chrome - HS1020CP / Brushed Nickel - HS1020BN



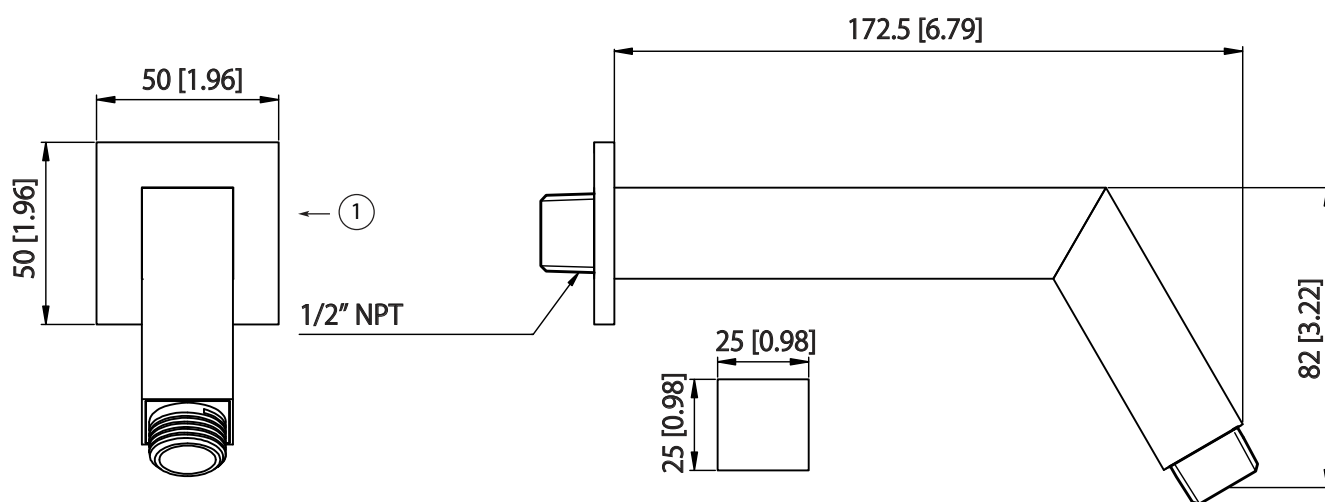
Legislation Compliance



ZeroDrip Technology



Technical Diagram



Part Number Guide:

- ① Flange - HS1020-1253CP - Chrome
HS1020-1253BN - Brushed Nickel



160.2201 | 1-way Shower Trim Set With Pressure Balance Valve

SPECIFICATIONS:

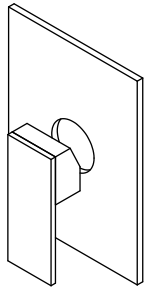
- Solid Brass Trim & Handle set
- Includes Pressure balance valve (PBV1005AS**) w/ service stops
- Lift Handle to control volume. Turn left for hot, right for cold.
- Pressure Balance Valve Flow Rate - 5.5 GPM @ 60 PSI

FAST SHIP FINISHES :

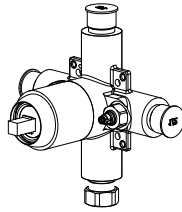
- Chrome - 160.2201CP / Brushed Nickel - 160.2201BN

STANDARDS:

- ASME A112.18.1 / CSA B125.1



+



Trim
[160.2201T**]

Valve
[PBV1005AS**]

** Denotes Finish (CP Or BN)

Legislation Compliance

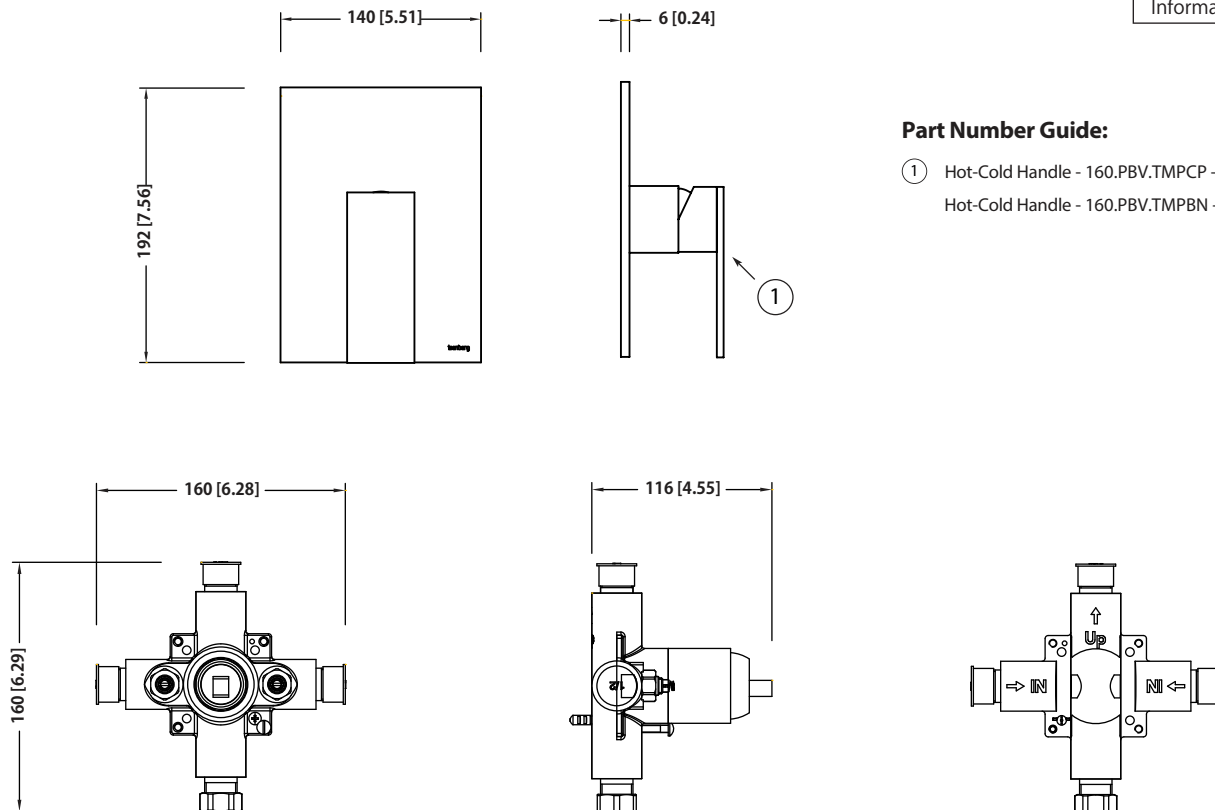


ZeroDrip Technology



Technical Diagram

See Spec Sheet For
PBV1005AS For Detailed
Information On Valve.





PBV1005AS | Single Control Pressure Balance Valve Page 1 of 2

SPECIFICATIONS:

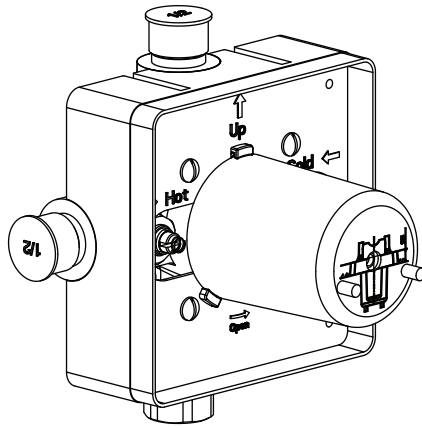
- Lift Handle to control volume. Turn left for hot, right for cold.
- Pressure Balance Valve Flow Rate - 5.5 GPM @ 60 PSI
- Extension Available - PBV.E185**

FAST SHIP FINISHES :

- Chrome - PBV1005ASCP / Brushed Nickel - PBV1005ASBN

STANDARDS:

- ASME A112.18.1 / CSA B125.1



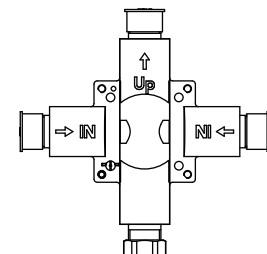
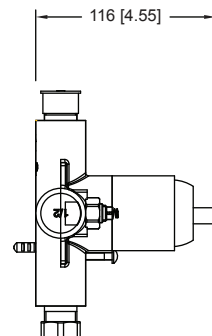
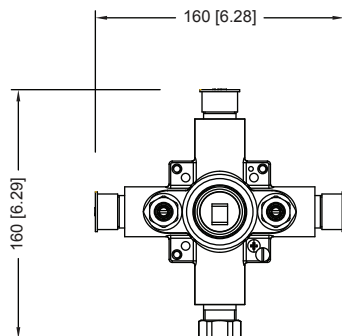
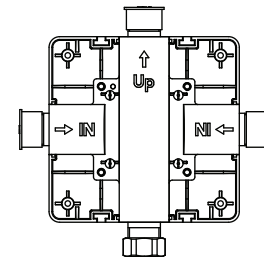
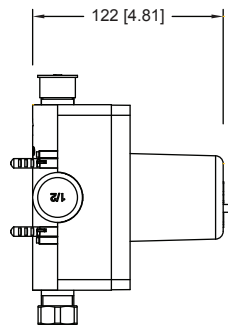
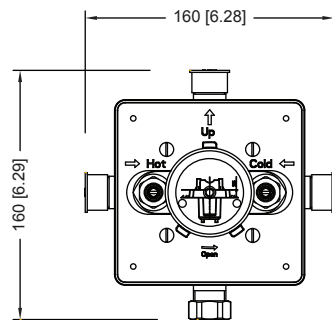
Legislation Compliance



ZeroDrip Technology



Technical Diagram



PBV1005AS | Single Control Pressure Balance Valve Page 2 of 2



Water Flow Diagram

